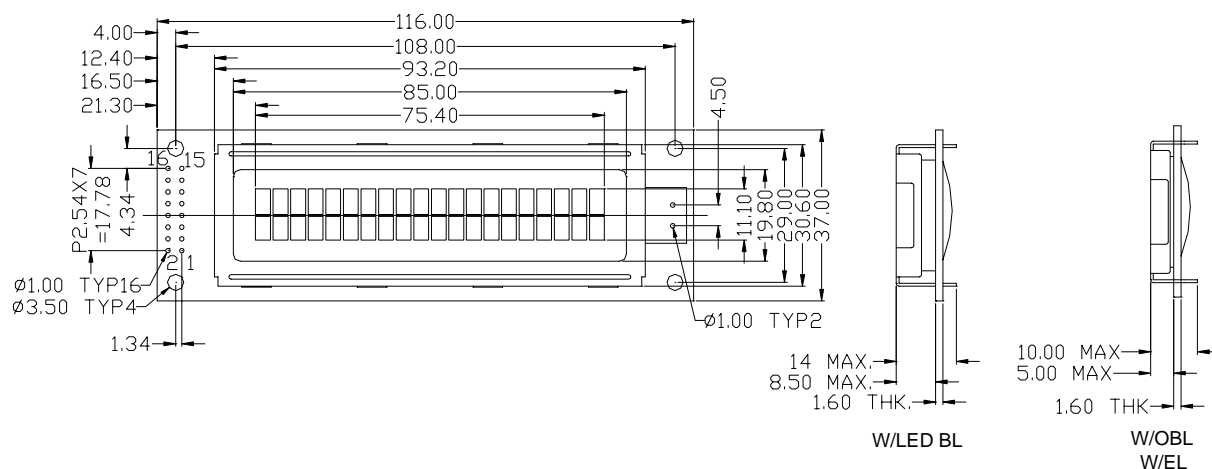
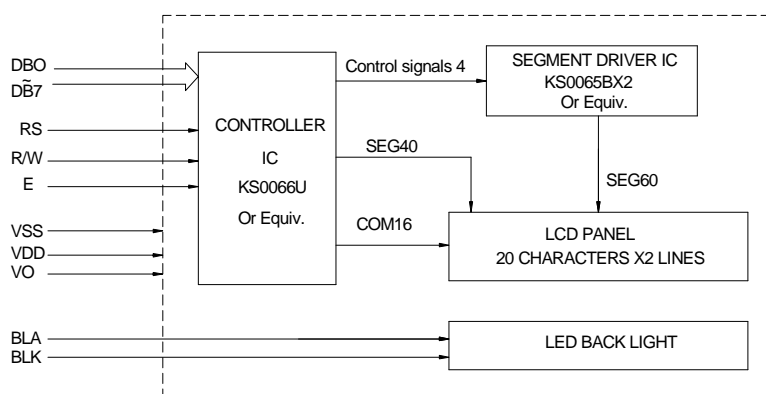


## OUTLINE DIMENSION

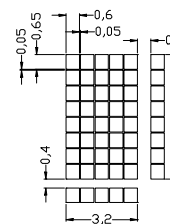


Tolerance: ±0.20mm, unless otherwise specified.

## BLOCK DIAGRAM



## DISPLAY PATTERN



## MECHANICAL SPECIFICATION

Item	Dimensions(W)X(H)	Unit
Overall Size	116x37.0	MM
View Area	85.0x19.8	MM
Character	3.20x5.55	MM
Dot Size	0.60x0.65	MM
Dot Pitch	0.65x0.70	MM

## PIN ASSIGNMENT

Pin no	Symbol	Function
1	VSS	Power Supply(GND)
2	VDD	Power Supply(+)
3	VO	Contrast Adjust
4	RS	Command data input
5	R/W	Data read / write
6	E	Enable signal
7-14	DB0~DB7	Data bus line
15	BLA	Back light anode
16	BLK	Back light cathode

## ABSOLUTE MAXIMUM RATING

Item	Symbol	Condition	Min	Max	Unit
Supply for logic voltage	VDD	25°C	-0.3	7.0	V
LCD driving supply voltage	VDD-VO	25°C	-0.3	VDD+0.3	V
Input voltage	VI	25°C	-0.3	VDD+0.3	V

## ELECTRICAL CHARACTERISTICS

Item	Symbol	Condition	Min	Typical	Max	Unit
Supply voltage for logic	VDD	---	4.5	5.0	5.5	V
Supply current for logic	IDD	---	---	0.92	3	mA
Operation voltage for LCD	VDD-Vo	0°C	4.7	5.0	5.3	V
		25°C	4.5	4.8	5.1	V
		50°C	4.3	4.6	4.9	V
Input voltage " H " level	VIH	---	VDD-2.2	---	VDD	V
Input voltage " L " level	VIL	---	0	---	0.8	V
Supply voltage for back light	VF	---	---	4.2	4.6	V
Supply current for back light	IF	VF=4.2V	---	140	280	mA

## REMARKS:

- LCD options: STN, TN, FSTN.
- Back light Options: LED/EL Back light feature.